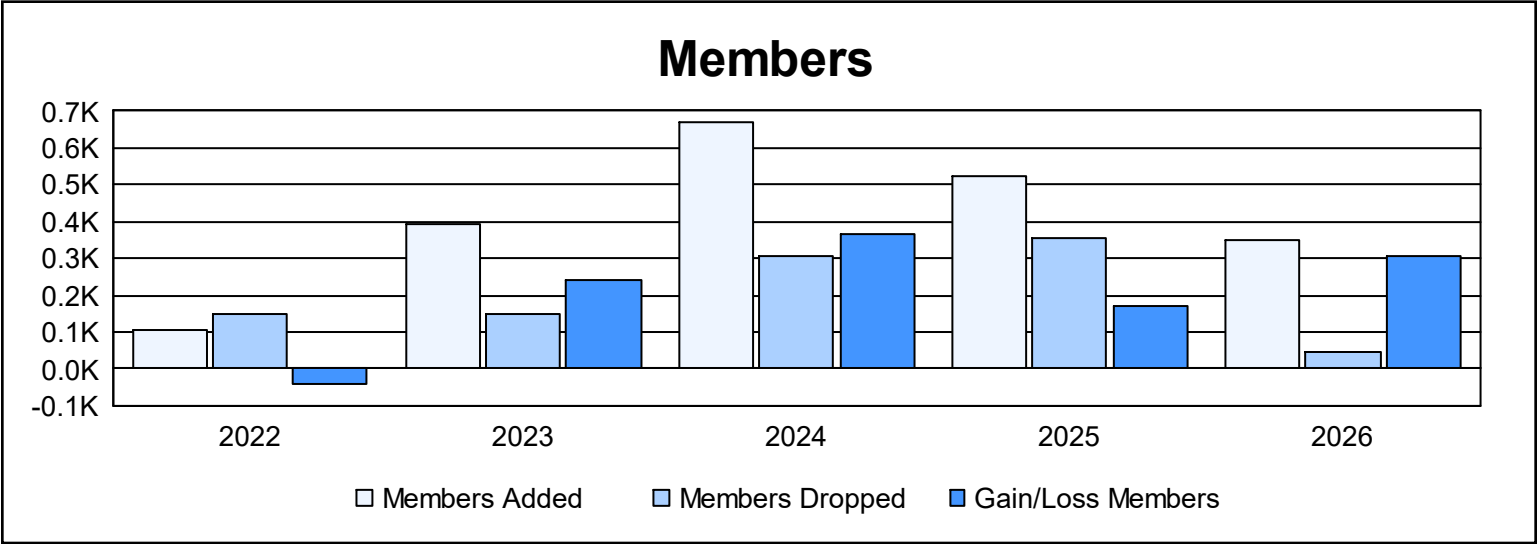
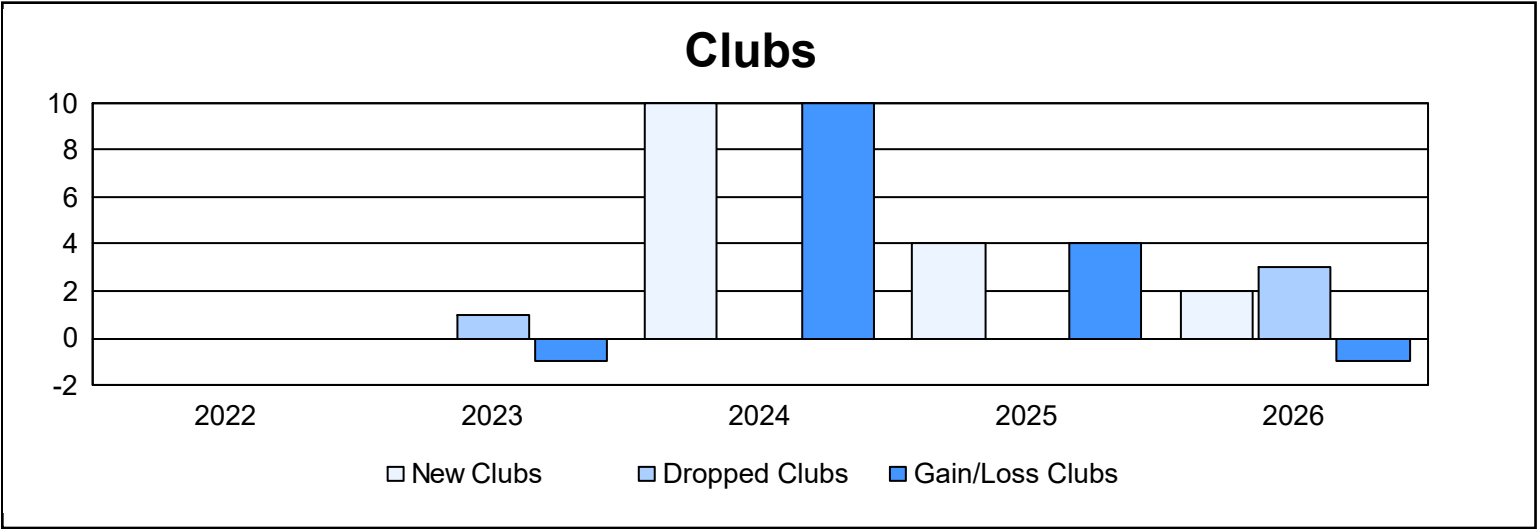
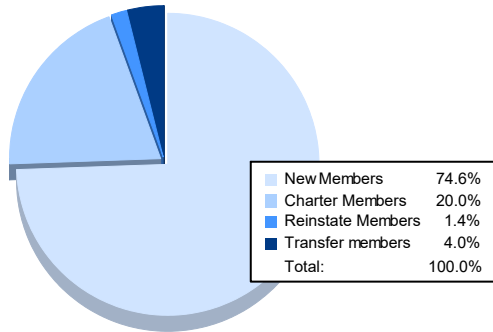


| Year | New Clubs | Dropped Clubs | Gain/ Loss Clubs | New Members | Charter Members | Reinstate Members | Transfer Members | Total Member Added | Total Members Dropped | Gain/ Loss Members |
|-----------|-----------|---------------|------------------|-------------|-----------------|-------------------|------------------|--------------------|-----------------------|--------------------|
| 2021-2022 | 0 | 0 | 0 | 96 | 4 | 0 | 6 | 106 | 147 | -41 |
| 2022-2023 | 0 | 1 | -1 | 368 | 7 | 0 | 17 | 392 | 151 | 241 |
| 2023-2024 | 10 | 0 | 10 | 380 | 240 | 21 | 30 | 671 | 306 | 365 |
| 2024-2025 | 4 | 0 | 4 | 324 | 130 | 12 | 58 | 524 | 354 | 170 |
| 2025-2026 | 2 | 3 | -1 | 261 | 70 | 5 | 14 | 350 | 44 | 306 |
| Average | 3 | 1 | 2 | 286 | 90 | 8 | 25 | 409 | 200 | 208 |



Membership Composition October 2025 Cumulative



Gender Composition October 2025 Cumulative

